
Report Title	A. Schedule of Investments held as at 30 April 2018
Report by	Corporate Services
Contact	Andrew Probert, Finance Manager
Attachments	One (1) attachment; refer to Attachments section
File	FILE 13/680

RECOMMENDATION

That the schedule detailing Council's Investments held as at 30 April 2018 be received for information.

REPORT

ALIGNMENT WITH MOREE PLAINS 2027 – YOUR SHIRE. THE PLAN. OUR FUTURE

An Inclusive, Caring Community

Not applicable

Sustainable Spaces and Places

Not applicable

A Vibrant Regional Economy

Not applicable

A Leading Organisation

L1.1 Ensure Council's operations are financially sustainable and we responsibly manage our organisational resources, systems and processes

BACKGROUND AND KEY ISSUES

This report is presented in accordance with the provisions of both Section 625 of the *Local Government Act 1993 (the Act)* and Clause 212 of the Local Government (**General**) Regulation 2005 (**the Regulations**).

Under the provisions of Clause 212 of the Regulations, the Responsible Accounting Officer is required to furnish Council on a monthly basis a written report detailing the amount of money that Council has invested under Section 625 of the Act.

Clause 212 also provides that the report must include a certificate as to whether or not the investments has been made in accordance with the Act, the Regulations and Councils investments policies.

FINANCIAL IMPACT TO COUNCIL

The submission of the schedule of investments is a statutory requirement under Section 625 of the Act. The Operational Plan contains a significant income stream from interest on investments. Council's intent is to maximise its return on investments whilst at the same time ensuring protection of capital.

STATUTORY AND POLICY IMPLICATIONS

Under the provisions of Clause 212 of the Regulations, the responsible accounting officer is required to furnish Council on a monthly basis a written report detailing the amount of money that Council has invested under Section 625 of the Act.

Clause 212 also provides that the report must include a certificate as to whether or not the investments has been made in accordance with the Act, the Regulations and Councils investments policies.

RISK IMPLICATIONS

There are no risk implications that have been identified for the presentation of the schedule of investments.

ASSET MANAGEMENT IMPLICATIONS

No asset management implications have been identified.

PREVIOUS COUNCIL DECISIONS

Under the provisions of Clause 212 of the Regulations, the responsible accounting officer is required to furnish Council on a monthly basis a written report detailing the amount of money that Council has invested under Section 625 of the Act.

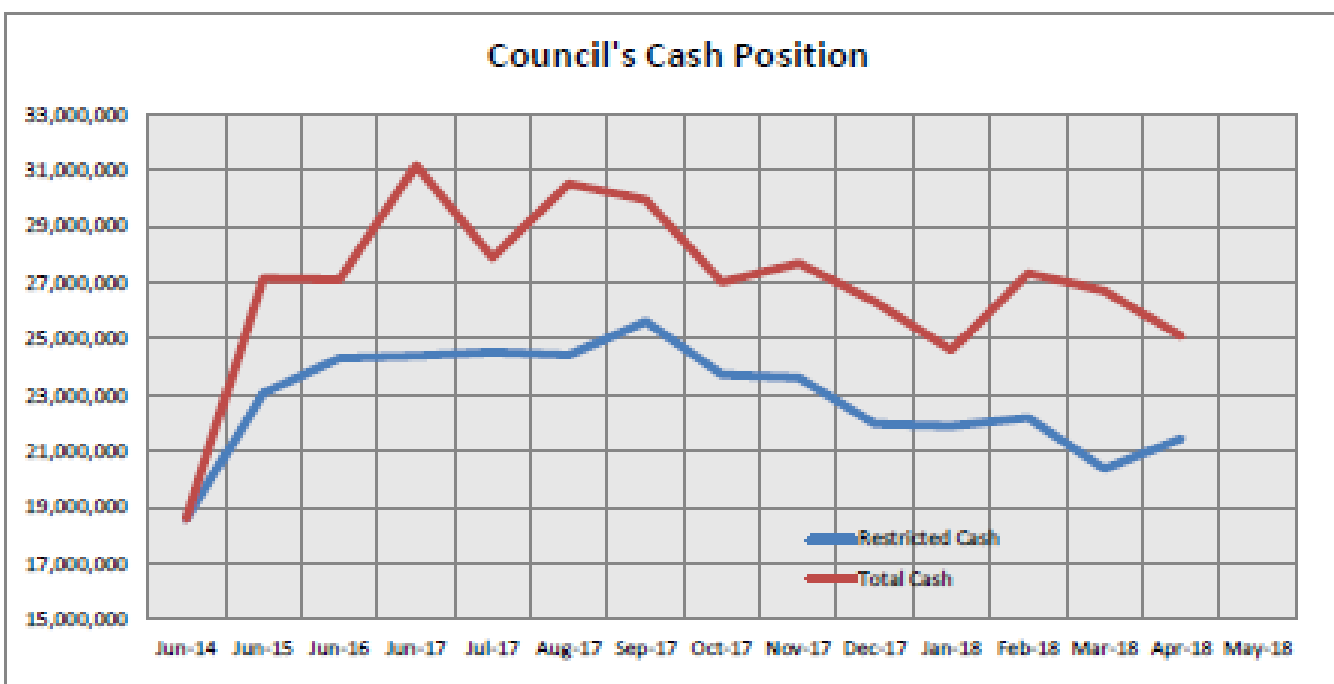
ATTACHMENTS

Attachment A Total Cash and Investments as at 30 April 2018

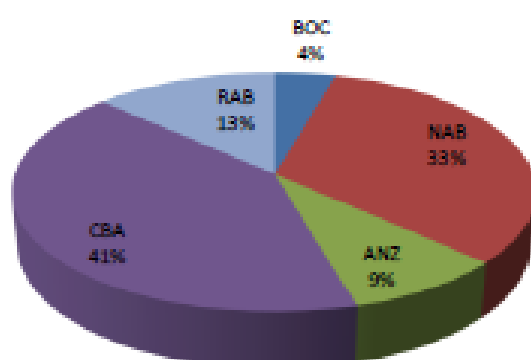
Total Cash and Investments as at 30 April 2018

Institution	Lodgement	Maturity	Face Value	Rate (%)
National Australia Bank	01-Nov-17	02-May-18	1,000,000.00	2.50%
Commonwealth Australia Bank	03-Jan-18	09-May-18	1,000,000.00	2.39%
Commonwealth Australia Bank	13-Dec-17	16-May-18	1,000,000.00	2.40%
Bank of China	28-Mar-18	30-May-18	1,000,000.00	2.32%
Regional Australia Bank	03-Jan-18	06-Jun-18	1,000,000.00	2.50%
Regional Australia Bank	13-Dec-17	13-Jun-18	1,000,000.00	2.51%
Australia & New Zealand Bank	21-Mar-18	20-Jun-18	1,000,000.00	2.50%
Australia & New Zealand Bank	04-Apr-18	04-Jul-18	1,000,000.00	2.55%
National Australia Bank	28-Feb-18	04-Jul-18	1,000,000.00	2.48%
National Australia Bank	06-Mar-18	11-Jul-18	1,000,000.00	2.48%
Commonwealth Australia Bank	06-Mar-18	11-Jul-18	1,000,000.00	2.43%
Commonwealth Australia Bank	21-Mar-18	25-Jul-18	2,000,000.00	2.56%
Commonwealth Australia Bank	31-Jan-18	30-Jul-18	1,000,000.00	2.49%
National Australia Bank	07-Feb-18	08-Aug-18	1,000,000.00	2.50%
Commonwealth Australia Bank	14-Feb-18	15-Aug-18	1,000,000.00	2.47%
Commonwealth Australia Bank	18-Apr-18	22-Aug-18	2,500,000.00	2.61%
Regional Australia Bank	06-Mar-18	05-Sep-18	1,000,000.00	2.54%
National Australia Bank	06-Mar-18	05-Sep-18	1,500,000.00	2.50%
National Australia Bank	14-Mar-18	12-Sep-18	2,000,000.00	2.50%
Total Term Deposits			23,000,000.00	
Business Online Saver Account			1,949,000.00	1.40%
General Fund			134,764.69	1.23%
Total Cash and Investments			25,103,764.69	
Less Restrictions	External	-14,767,967.00		
	Internal	-6,692,317.00	-21,460,284.00	
Total Unrestricted Cash			3,643,480.69	

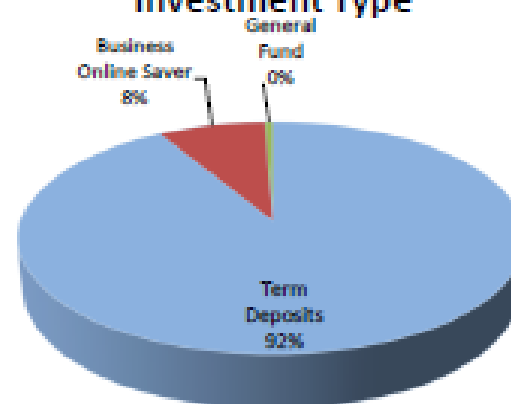
N.B The restricted funds figures reported are estimated figures only and subject to change



Percentage of Investment by Institution



Percentage of Funds held by Investment Type



I, Lester Rodgers, certify that the above list of investments is a complete and accurate account of all investments that have been made on behalf of council in accordance with Section 625 of the Local Government Act, 1993 (amended), its regulations and Council's policy.